

**PALM BEACH JUNIOR COLLEGE  
DENTAL LABORATORY TECHNOLOGY  
PERFORMANCE TEST**

**Instructions:**


**Time: 70 Minutes**

By using only a knife, a ruler, and a pencil, carve the piece of wax which measures approximately 4" in length and 7/8" in diameter into the figure which has been illustrated below.

You must neither use sandpaper nor rub the material on the table or in your hands to shape or smooth it.

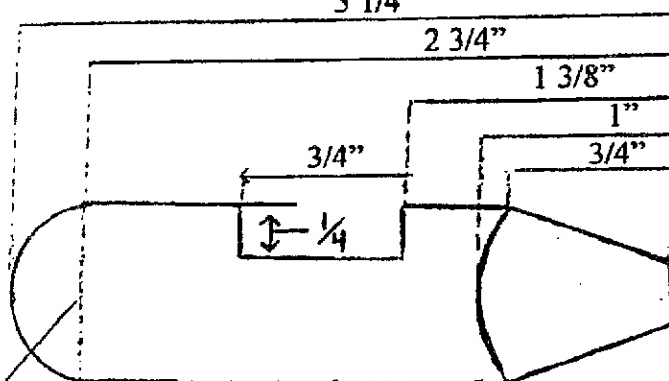
You will be graded upon the following four points:

1. Degree to which the surfaces are flat and smooth.
2. Degree to which angles are clean cut.
3. Degree to which the carving is symmetrical.
4. Similarity of finished object to the drawing and description or in other words, the accuracy of reproduction.



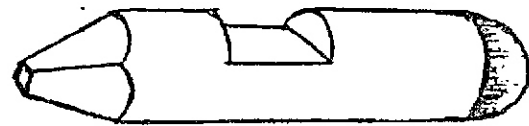
**TOP VIEW**

3 1/4"



7/8" Radius

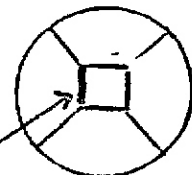
**SIDE VIEW**



This end  
to be  
Hemispherical

This end to be Flat and Square

7/8" diam.



3/16" Square  
**END VIEW**

**Please carve your first initial  
with last name and today's date  
when finished.**